



IV.2. Production Performance: Milk Yield

TABLE IV.2.1: Year and District-wise Bovine Milk Yield

| Districts | Bovine Milk Yield (kg/day) | | | | | | | | |
|------------------|----------------------------|--------------|--------------|--------------|--------------|--------------|--------------|--------------|--------------|
| | 1995-96 | 1997-98 | 2003-04 | 2007-08 | 2008-09 | 2009-10 | 2010-11 | 2011-12 | 2012-13 |
| KARNATAKA | 2.323 | 2.642 | 2.945 | 3.087 | 3.141 | 3.223 | 3.274 | 3.324 | 3.368 |
| Bagalkot | | | 2.549 | 2.534 | 2.685 | 2.686 | 2.723 | 2.724 | 2.818 |
| Bangalore Rural | 2.567 | 3.320 | 3.976 | 4.234 | 4.678 | 4.664 | 4.701 | 4.675 | 4.760 |
| Bangalore Urban | 4.357 | 5.427 | 4.795 | 4.678 | 5.094 | 5.137 | 4.971 | 5.193 | 5.078 |
| Belgaum | 2.415 | 3.363 | 3.408 | 2.903 | 2.785 | 2.929 | 2.987 | 3.087 | 3.152 |
| Bellary | 1.935 | 2.071 | 1.973 | 2.579 | 2.468 | 2.508 | 2.523 | 2.614 | 2.654 |
| Bidar | 1.894 | 2.480 | 2.650 | 2.483 | 2.483 | 2.487 | 2.537 | 2.566 | 2.629 |
| Bijapur | 1.839 | 2.259 | 2.169 | 2.341 | 2.338 | 2.391 | 2.450 | 2.519 | 2.510 |
| Chamarajanagar | | | 3.142 | 3.608 | 4.145 | 4.145 | 4.159 | 4.012 | 4.016 |
| Chikkaballapura | | | | | 5.235 | 5.628 | 5.208 | 5.224 | 5.123 |
| Chikmagalur | 1.617 | 2.312 | 2.585 | 2.740 | 2.789 | 2.927 | 2.944 | 3.104 | 3.118 |
| Chitradurga | 2.477 | 2.516 | 2.234 | 2.590 | 2.693 | 2.694 | 2.762 | 2.803 | 2.820 |
| Dakshina Kannada | 1.422 | 1.478 | 3.179 | 3.579 | 3.685 | 3.744 | 3.867 | 3.827 | 3.923 |
| Davanagere | | | 2.720 | 2.942 | 3.084 | 3.238 | 3.228 | 3.337 | 3.373 |
| Dharwad | 2.323 | 2.300 | 2.622 | 2.959 | 3.048 | 3.010 | 3.127 | 3.127 | 3.201 |
| Gadag | | | 2.802 | 2.623 | 2.740 | 2.740 | 2.740 | 2.861 | 2.857 |
| Gulbarga | 1.756 | 2.077 | 2.226 | 2.347 | 2.381 | 2.409 | 2.474 | 2.475 | 2.479 |
| Hasan | 2.634 | 2.847 | 2.957 | 2.921 | 3.181 | 3.464 | 3.469 | 3.532 | 3.548 |
| Haveri | | | 2.579 | 2.770 | 3.079 | 2.989 | 3.105 | 3.131 | 3.094 |
| Kodagu | 1.545 | 1.884 | 2.831 | 2.981 | 3.168 | 3.168 | 3.053 | 3.172 | 3.341 |
| Kolar | 3.930 | 4.181 | 4.721 | 5.247 | 5.528 | 5.576 | 5.616 | 5.609 | 5.662 |
| Koppal | | | 2.344 | 2.522 | 2.553 | 2.586 | 2.652 | 2.870 | 2.914 |
| Mandya | 2.555 | 2.859 | 3.065 | 3.624 | 3.893 | 4.016 | 4.053 | 4.117 | 4.169 |
| Mysore | 2.716 | 2.750 | 2.699 | 3.262 | 3.487 | 3.686 | 3.727 | 3.866 | 3.868 |
| Raichur | 2.061 | 2.172 | 2.466 | 2.520 | 2.439 | 2.460 | 2.523 | 2.562 | 2.505 |
| Ramanagara | | | | | 3.535 | 3.767 | 3.841 | 3.891 | 4.009 |
| Shimoga | 1.664 | 1.988 | 2.464 | 2.740 | 2.931 | 2.943 | 3.015 | 3.084 | 3.131 |
| Tumkur | 2.416 | 2.802 | 2.650 | 2.890 | 3.202 | 3.321 | 3.446 | 3.483 | 3.518 |
| Udupi | | | 3.351 | 3.200 | 3.082 | 3.053 | 3.217 | 3.389 | 3.442 |
| Uttara Kannada | 2.364 | 1.976 | 2.480 | 2.633 | 2.507 | 2.432 | 2.444 | 2.508 | 2.539 |
| Yadgir | | | | | | | | 2.415 | 2.500 |

SOURCE: Integrated Sample Survey Reports (1995-96 to 2012-13), Directorate of Animal Husbandry & Veterinary Services, Government of Karnataka.



District-wise In-milk Bovine Milk Yield

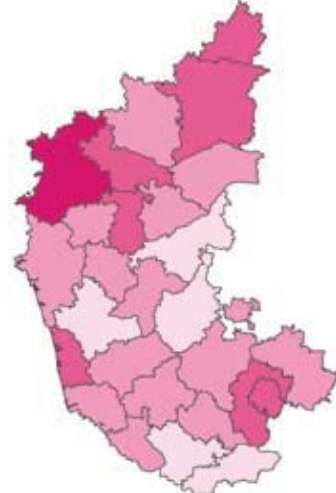
1995-96



1997-98



2003-04



2007-08



2011-12



2012-13



Milk Yield (kg/day)





IV.2. Production Performance: Milk Yield

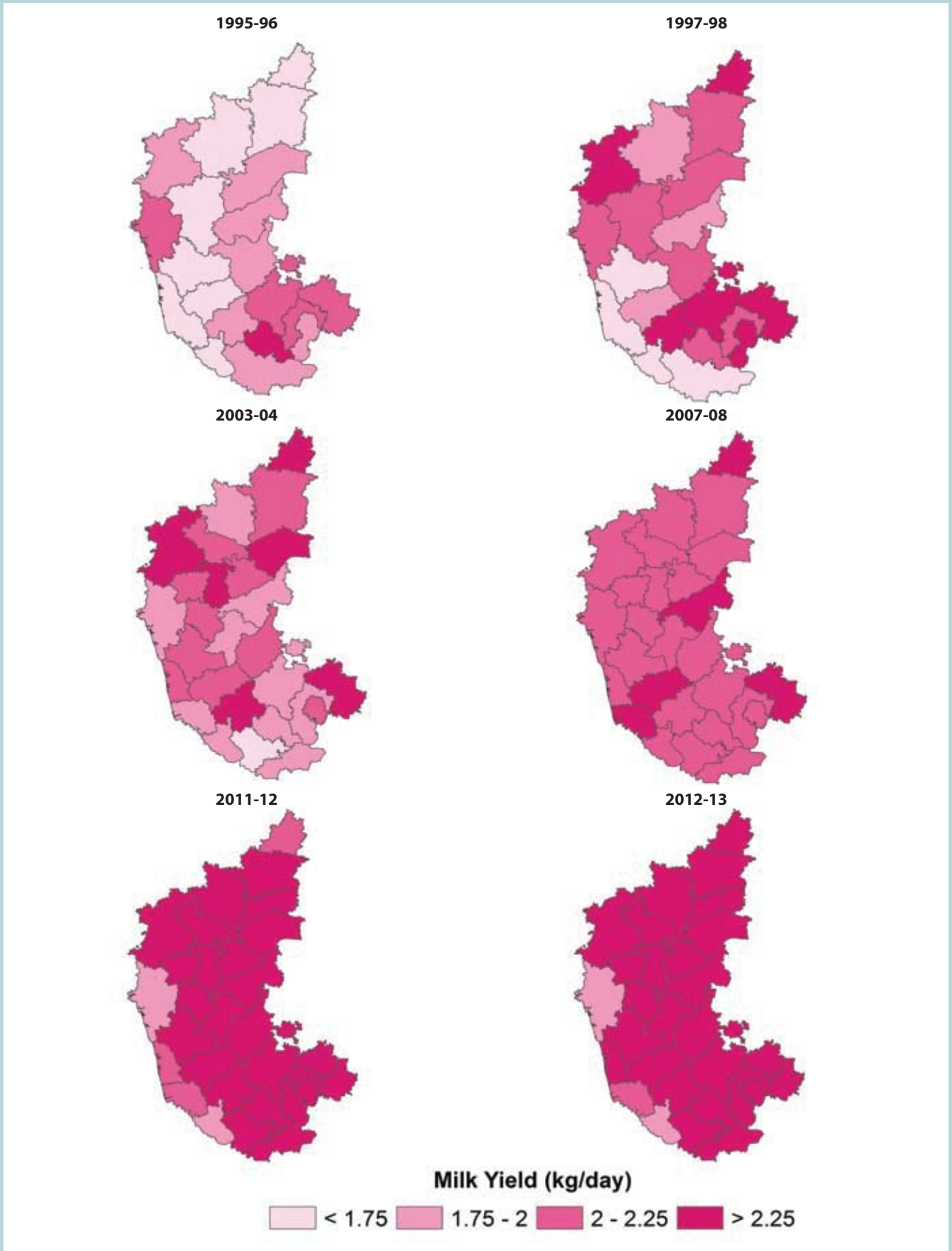
TABLE IV. 2.2: Year and District-wise Indigenous Cattle Milk Yield

| Districts | Indigenous Cattle Milk Yield (kg/day) | | | | | | | | |
|------------------|---------------------------------------|--------------|--------------|--------------|--------------|--------------|--------------|--------------|--------------|
| | 1995-96 | 1997-98 | 2003-04 | 2007-08 | 2008-09 | 2009-10 | 2010-11 | 2011-12 | 2012-13 |
| KARNATAKA | 1.710 | 1.979 | 2.067 | 2.241 | 2.227 | 2.240 | 2.279 | 2.301 | 2.319 |
| Bagalkot | | | 2.180 | 2.225 | 2.317 | 2.315 | 2.339 | 2.356 | 2.358 |
| Bangalore Rural | 2.022 | 2.037 | 1.895 | 2.181 | 2.268 | 2.292 | 2.316 | 2.344 | 2.355 |
| Bangalore Urban | 1.800 | 2.446 | 2.158 | 2.138 | 2.220 | 2.241 | 2.263 | 2.343 | 2.357 |
| Belgaum | 1.959 | 2.399 | 2.358 | 2.212 | 2.217 | 2.237 | 2.255 | 2.316 | 2.339 |
| Bellary | 1.827 | 1.753 | 1.866 | 2.254 | 2.244 | 2.262 | 2.267 | 2.285 | 2.279 |
| Bidar | 1.395 | 2.440 | 2.255 | 2.257 | 2.210 | 2.216 | 2.220 | 2.242 | 2.315 |
| Bijapur | 1.119 | 1.919 | 1.771 | 2.157 | 2.253 | 2.272 | 2.269 | 2.292 | 2.303 |
| Chamarajanagar | | | 1.784 | 2.220 | 2.267 | 2.342 | 2.397 | 2.426 | 2.438 |
| Chikkaballapura | | | | | 2.277 | 2.299 | 2.323 | 2.404 | 2.407 |
| Chikmagalur | 1.237 | 1.817 | 2.140 | 2.315 | 2.224 | 2.285 | 2.299 | 2.335 | 2.395 |
| Chitradurga | 1.932 | 2.102 | 2.048 | 2.207 | 2.248 | 2.343 | 2.385 | 2.386 | 2.388 |
| Dakshina Kannada | 1.139 | 1.075 | 1.975 | 2.298 | 1.973 | 1.995 | 2.051 | 2.073 | 2.140 |
| Davanagere | | | 1.969 | 2.192 | 2.307 | 2.336 | 2.389 | 2.418 | 2.426 |
| Dharwad | 1.340 | 2.094 | 2.123 | 2.223 | 2.257 | 2.298 | 2.312 | 2.325 | 2.340 |
| Gadag | | | 2.316 | 2.177 | 2.315 | 2.349 | 2.382 | 2.383 | 2.393 |
| Gulbarga | 1.623 | 2.115 | 2.012 | 2.179 | 2.234 | 2.240 | 2.316 | 2.291 | 2.303 |
| Hasan | 1.761 | 2.285 | 2.348 | 2.206 | 2.298 | 2.355 | 2.376 | 2.410 | 2.435 |
| Haveri | | | 2.046 | 2.201 | 2.285 | 2.281 | 2.294 | 2.320 | 2.335 |
| Kodagu | 1.608 | 1.636 | 1.892 | 2.098 | 1.940 | 1.616 | 1.754 | 1.765 | 1.822 |
| Kolar | 2.244 | 2.817 | 2.372 | 3.165 | 2.241 | 2.311 | 2.367 | 2.411 | 2.333 |
| Koppal | | | 2.144 | 2.209 | 2.336 | 2.358 | 2.379 | 2.391 | 2.398 |
| Mandya | 2.337 | 2.028 | 1.821 | 2.175 | 2.278 | 2.311 | 2.288 | 2.360 | 2.397 |
| Mysore | 1.946 | 1.658 | 1.703 | 2.237 | 2.305 | 2.348 | 2.381 | 2.420 | 2.389 |
| Raichur | 1.949 | 2.039 | 2.313 | 2.161 | 2.307 | 2.310 | 2.348 | 2.364 | 2.351 |
| Ramanagara | | | | | 2.282 | 2.306 | 2.386 | 2.381 | 2.393 |
| Shimoga | 1.408 | 1.563 | 2.032 | 2.223 | 2.286 | 2.309 | 2.324 | 2.360 | 2.388 |
| Tumkur | 2.155 | 2.544 | 1.996 | 2.224 | 2.293 | 2.307 | 2.343 | 2.343 | 2.336 |
| Udupi | | | 2.165 | 2.201 | 1.981 | 2.009 | 2.130 | 2.214 | 2.254 |
| Uttara Kannada | 2.006 | 2.083 | 1.930 | 2.177 | 1.932 | 1.680 | 1.758 | 1.764 | 1.807 |
| Yadgir | | | | | | | | 2.262 | 2.316 |

SOURCE: Integrated Sample Survey Reports (1995-96 to 2012-13), Directorate of Animal Husbandry & Veterinary Services, Government of Karnataka.



District-wise Indigenous Cattle Milk Yield





IV.2. Production Performance: Milk Yield

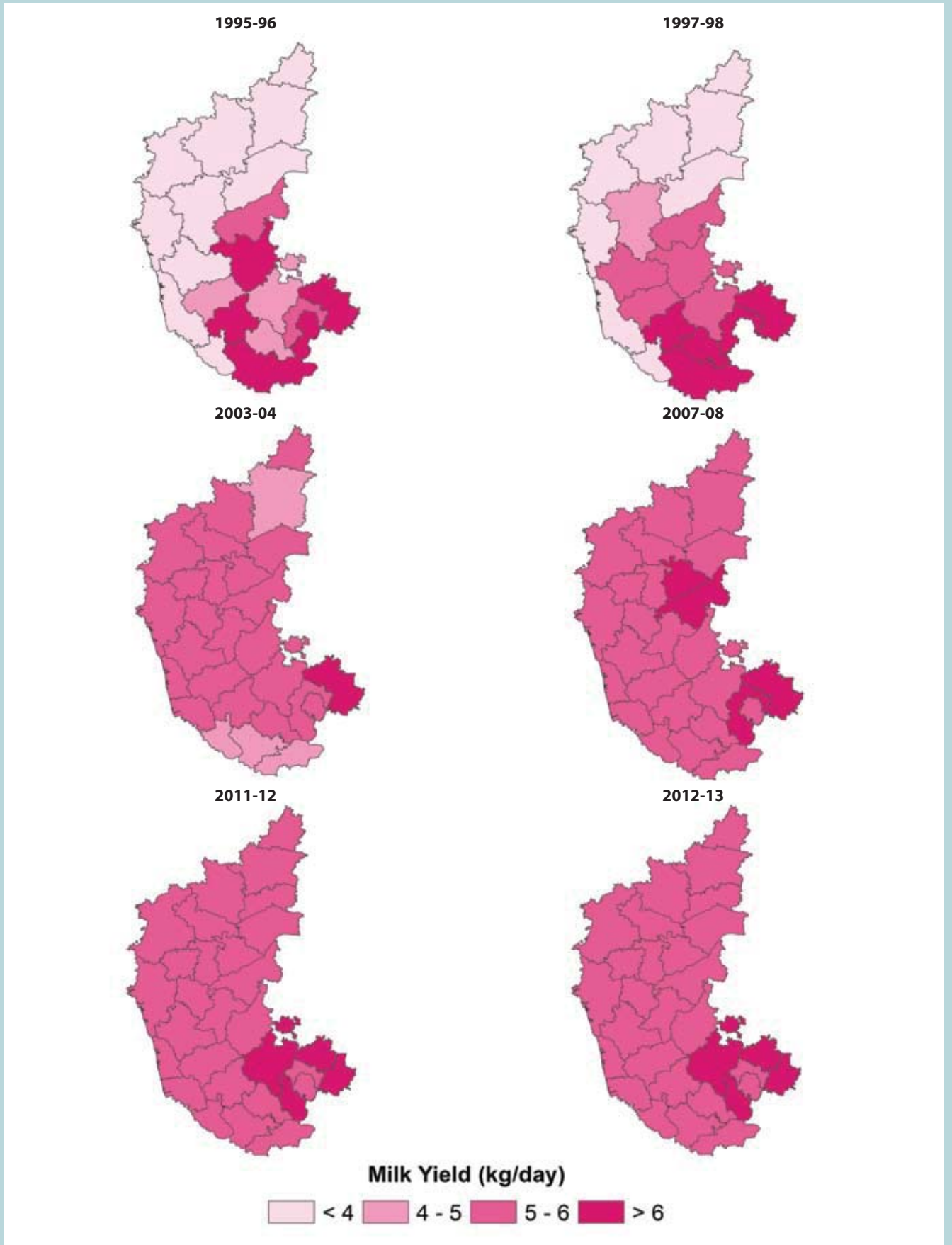
TABLE IV.2.3: Year and District-wise Crossbred Cattle Milk Yield

| Districts | Crossbred Cattle Milk Yield (kg/day) | | | | | | | | |
|------------------|--------------------------------------|--------------|--------------|--------------|--------------|--------------|--------------|--------------|--------------|
| | 1995-96 | 1997-98 | 2003-04 | 2007-08 | 2008-09 | 2009-10 | 2010-11 | 2011-12 | 2012-13 |
| KARNATAKA | 5.555 | 6.060 | 5.575 | 5.899 | 5.908 | 5.948 | 5.970 | 6.000 | 6.030 |
| Bagalkot | | | 5.012 | 5.895 | 5.714 | 5.724 | 5.728 | 5.810 | 5.779 |
| Bangalore Rural | 5.010 | 6.128 | 5.906 | 6.340 | 5.723 | 5.792 | 5.833 | 5.881 | 5.948 |
| Bangalore Urban | 6.548 | 8.847 | 5.600 | 5.488 | 5.685 | 5.775 | 5.811 | 5.885 | 5.941 |
| Belgaum | 2.637 | 3.640 | 5.755 | 5.784 | 5.715 | 5.738 | 5.749 | 5.795 | 5.854 |
| Bellary | 5.145 | 5.591 | 5.054 | 6.392 | 5.762 | 5.730 | 5.733 | 5.764 | 5.770 |
| Bidar | 2.652 | 3.425 | 5.143 | 5.592 | 5.632 | 5.625 | 5.647 | 5.693 | 5.682 |
| Bijapur | 2.918 | 3.653 | 5.691 | 5.929 | 5.729 | 6.341 | 6.391 | 5.682 | 5.694 |
| Chamarajanagar | | | 4.926 | 5.599 | 5.742 | 5.777 | 5.787 | 5.824 | 5.823 |
| Chikkaballapura | | | | | 6.791 | 6.827 | 6.828 | 6.880 | 6.698 |
| Chikmagalur | 4.109 | 5.479 | 5.749 | 5.592 | 5.738 | 5.763 | 5.687 | 5.727 | 5.774 |
| Chitradurga | 7.002 | 5.720 | 5.023 | 5.998 | 5.701 | 5.718 | 5.748 | 5.717 | 5.763 |
| Dakshina Kannada | 2.318 | 3.127 | 5.024 | 5.595 | 5.566 | 5.654 | 5.731 | 5.692 | 5.729 |
| Davanagere | | | 5.005 | 5.695 | 5.752 | 5.789 | 5.793 | 5.824 | 5.798 |
| Dharwad | 3.994 | 4.118 | 5.239 | 5.665 | 5.719 | 5.722 | 5.712 | 5.650 | 5.704 |
| Gadag | | | 5.527 | 5.729 | 5.722 | 5.729 | 5.735 | 5.724 | 5.711 |
| Gulbarga | 3.600 | 3.643 | 4.865 | 5.992 | 5.785 | 5.738 | 5.787 | 5.731 | 5.781 |
| Hasan | 6.996 | 7.097 | 5.559 | 5.476 | 5.800 | 5.860 | 5.876 | 5.913 | 5.938 |
| Haveri | | | 5.179 | 5.565 | 5.632 | 5.628 | 5.666 | 5.724 | 5.728 |
| Kodagu | 1.454 | 2.409 | 4.989 | 5.665 | 5.463 | 5.569 | 5.610 | 5.680 | 5.729 |
| Kolar | 8.483 | 7.692 | 6.419 | 6.987 | 6.925 | 7.014 | 7.061 | 7.085 | 7.154 |
| Koppal | | | 5.318 | 6.432 | 5.561 | 5.664 | 5.673 | 5.656 | 5.614 |
| Mandya | 4.998 | 6.396 | 5.055 | 5.562 | 5.826 | 5.917 | 5.937 | 5.948 | 5.993 |
| Mysore | 6.874 | 6.684 | 4.978 | 5.699 | 5.798 | 5.814 | 5.842 | 5.868 | 5.874 |
| Raichur | 2.860 | 3.540 | 5.654 | 5.995 | 5.548 | 5.542 | 5.619 | 5.636 | 5.674 |
| Ramanagara | | | | | 5.769 | 5.794 | 5.807 | 5.866 | 6.072 |
| Shimoga | 2.987 | 5.052 | 5.224 | 5.657 | 5.714 | 5.732 | 5.804 | 5.887 | 5.909 |
| Tumkur | 4.642 | 5.047 | 5.638 | 5.982 | 5.849 | 5.906 | 5.927 | 5.963 | 6.058 |
| Udupi | | | 5.886 | 5.365 | 5.469 | 5.495 | 5.512 | 5.652 | 5.751 |
| Uttara Kannada | 3.646 | 2.997 | 5.281 | 5.798 | 5.517 | 5.546 | 5.588 | 5.607 | 5.611 |
| Yadgir | | | | | | | | 5.496 | 5.530 |

SOURCE: Integrated Sample Survey Reports (1995-96 to 2012-13), Directorate of Animal Husbandry & Veterinary Services, Government of Karnataka.



District-wise Crossbred Cattle Milk Yield





IV.2. Production Performance: Milk Yield

TABLE IV.2.4: Year and District-wise Buffalo Milk Yield

| Districts | Buffalo Milk Yield (kg/day) | | | | | | | | |
|------------------|-----------------------------|--------------|--------------|--------------|--------------|--------------|--------------|--------------|--------------|
| | 1995-96 | 1997-98 | 2003-04 | 2007-08 | 2008-09 | 2009-10 | 2010-11 | 2011-12 | 2012-13 |
| KARNATAKA | 2.391 | 2.577 | 2.538 | 2.490 | 2.475 | 2.551 | 2.586 | 2.614 | 2.645 |
| Bagalkot | | | 2.511 | 2.479 | 2.410 | 2.469 | 2.479 | 2.498 | 2.529 |
| Bangalore Rural | 2.053 | 2.583 | 2.720 | 2.478 | 2.444 | 2.443 | 2.477 | 2.519 | 2.570 |
| Bangalore Urban | 2.765 | 2.673 | 2.672 | 2.427 | 2.384 | 2.399 | 2.447 | 2.480 | 2.492 |
| Belgaum | 2.554 | 3.693 | 3.457 | 2.729 | 2.634 | 2.752 | 2.832 | 2.910 | 2.991 |
| Bellary | 1.932 | 2.190 | 1.942 | 2.697 | 2.387 | 2.420 | 2.525 | 2.570 | 2.589 |
| Bidar | 2.419 | 2.479 | 2.772 | 2.408 | 2.458 | 2.509 | 2.538 | 2.561 | 2.568 |
| Bijapur | 2.373 | 2.486 | 2.447 | 2.541 | 2.421 | 2.515 | 2.534 | 2.558 | 2.574 |
| Chamarajanagar | | | 1.752 | 2.446 | 2.431 | 2.551 | 2.580 | 2.604 | 2.549 |
| Chikkaballapura | | | | | 2.512 | 2.517 | 2.561 | 2.559 | 2.708 |
| Chikmagalur | 1.965 | 2.649 | 2.332 | 2.443 | 2.510 | 2.539 | 2.555 | 2.624 | 2.638 |
| Chitradurga | 2.589 | 2.546 | 1.997 | 2.484 | 2.445 | 2.463 | 2.508 | 2.493 | 2.512 |
| Dakshina Kannada | 2.157 | 1.915 | 2.138 | 2.388 | 2.408 | 2.384 | 2.417 | 2.470 | 2.486 |
| Davanagere | | | 2.243 | 2.412 | 2.341 | 2.461 | 2.368 | 2.412 | 2.479 |
| Dharwad | 2.769 | 2.208 | 2.191 | 2.638 | 2.450 | 2.523 | 2.547 | 2.541 | 2.562 |
| Gadag | | | 2.709 | 2.459 | 2.428 | 2.451 | 2.475 | 2.510 | 2.517 |
| Gulbarga | 1.980 | 1.897 | 2.534 | 2.647 | 2.535 | 2.583 | 2.578 | 2.496 | 2.559 |
| Hasan | 2.965 | 2.565 | 2.327 | 2.479 | 2.483 | 2.518 | 2.527 | 2.564 | 2.477 |
| Haveri | | | 2.237 | 2.500 | 2.334 | 2.418 | 2.436 | 2.479 | 2.508 |
| Kodagu | 1.533 | 2.206 | 2.334 | 2.354 | 2.388 | 2.408 | 2.401 | 2.424 | 2.465 |
| Kolar | 3.031 | 2.884 | 2.316 | 2.473 | 2.454 | 2.711 | 2.749 | 2.802 | 2.897 |
| Koppal | | | 2.244 | 2.494 | 2.391 | 2.438 | 2.454 | 2.553 | 2.623 |
| Mandya | 2.124 | 2.303 | 2.004 | 2.453 | 2.406 | 2.484 | 2.492 | 2.532 | 2.542 |
| Mysore | 2.485 | 2.491 | 1.966 | 2.422 | 2.411 | 2.460 | 2.489 | 2.504 | 2.489 |
| Raichur | 2.202 | 2.385 | 2.382 | 2.742 | 2.451 | 2.495 | 2.540 | 2.556 | 2.489 |
| Ramanagara | | | | | 2.448 | 2.485 | 2.520 | 2.529 | 2.615 |
| Shimoga | 1.798 | 2.030 | 1.988 | 2.445 | 2.378 | 2.429 | 2.372 | 2.380 | 2.445 |
| Tumkur | 2.268 | 2.649 | 2.261 | 2.375 | 2.449 | 2.526 | 2.617 | 2.606 | 2.613 |
| Udupi | | | 2.646 | 2.370 | 2.330 | 2.391 | 2.413 | 2.440 | 2.484 |
| Uttara Kannada | 2.736 | 1.694 | 2.321 | 2.455 | 2.341 | 2.404 | 2.472 | 2.502 | 2.410 |
| Yadgir | | | | | | | | 2.301 | 2.498 |

SOURCE: Integrated Sample Survey Reports (1995-96 to 2012-13), Directorate of Animal Husbandry & Veterinary Services, Government of Karnataka.



District-wise Buffalo Milk Yield

